The Beaver Lodge



Beaver Lodge

- Conical shaped
- Made of mud, sticks, twigs and rocks
- Partially underwater and partially above water
- Mud becomes as strong as cement and provides insulation
- The stick, twigs and rocks provide for wall stability
- Built in the middle of pond for protection

Beaver Lodge Facts

1. Beavers are the Engineers of the natural world. When they build their lodge, they can change the environment by altering water flow, create wetlands, impact vegetation and improve biodiversity.

2. Beaver Lodge is the name for a beaver's home.

3. The lodges are typically up to 6 feet wide and up to14 feet long. The size of the lodge depends on the size the family.

4. Lodges are conical shaped (round with a dome top).

5. Beavers are clever, building a house that suits all their needs.

Beaver Lodge-continued

6. Beavers construct cement-like mud walls and use grass as insulation to protect them from the cold/snow.

7. The lodge is made of sticks that have the bark off and is no longer useful for food.

8. **Entrances:** There are 2 separate entrances into the lodge, both coming from underwater up into the dry area of the lodge.

9. **Air Hole:** There is an open hole at the top for fresh air and ventilation.

.

Inside the Lodge

1. inside the lodge they have one area for drying off and feeding, and another higher sleeping area that is insulated with shredded wood and grass
2. The lodge has 2 separate inside areas areas and both are above the water level, so that they are dry: One is for drying off and eating and the other, higher one, is for sleeping.
3. **Lower Area:** Is flat and has very little head room.
    - *This is where wet beavers shake and drip dry and groom themselves*
    - *This is also where food is stored, so they can eat while drying or grooming*
4. **Upper Area:** A raised chamber that is larger, with about 2 ½ feet high.
    - *This is where the beaver sleeps.*
    - *This area is higher as protection in case the water rises (rain or snow melt).*

Outside of Lodge

1. inside the lodge they have one area for drying off and feeding, and another higher sleeping area that is insulated with shredded wood and grass
2. The lodge has 2 separate inside areas areas and both are above the water level, so that they are dry: One is for drying off and eating and the other, higher one, is for sleeping.
3. **Lower Area:** Is flat and has very little head room.
    - *This is where wet beavers shake and drip dry and groom themselves*
    - *This is also where food is stored, so they can eat while drying or grooming*
4. **Upper Area:** A raised chamber that is larger, with about 2 ½ feet high.
    - *This is where the beaver sleeps.*
    - *This area is higher as protection in case the water rises (rain or snow melt).*

Inside a lodge



Entrances

- Extends down into the water from inside the dry lodge.
- The water filled tunnels keep beavers safe from predators.
- Allows for travel in and out of the lodge, often under frozen water.
- Area where food caches are placed for easy access.

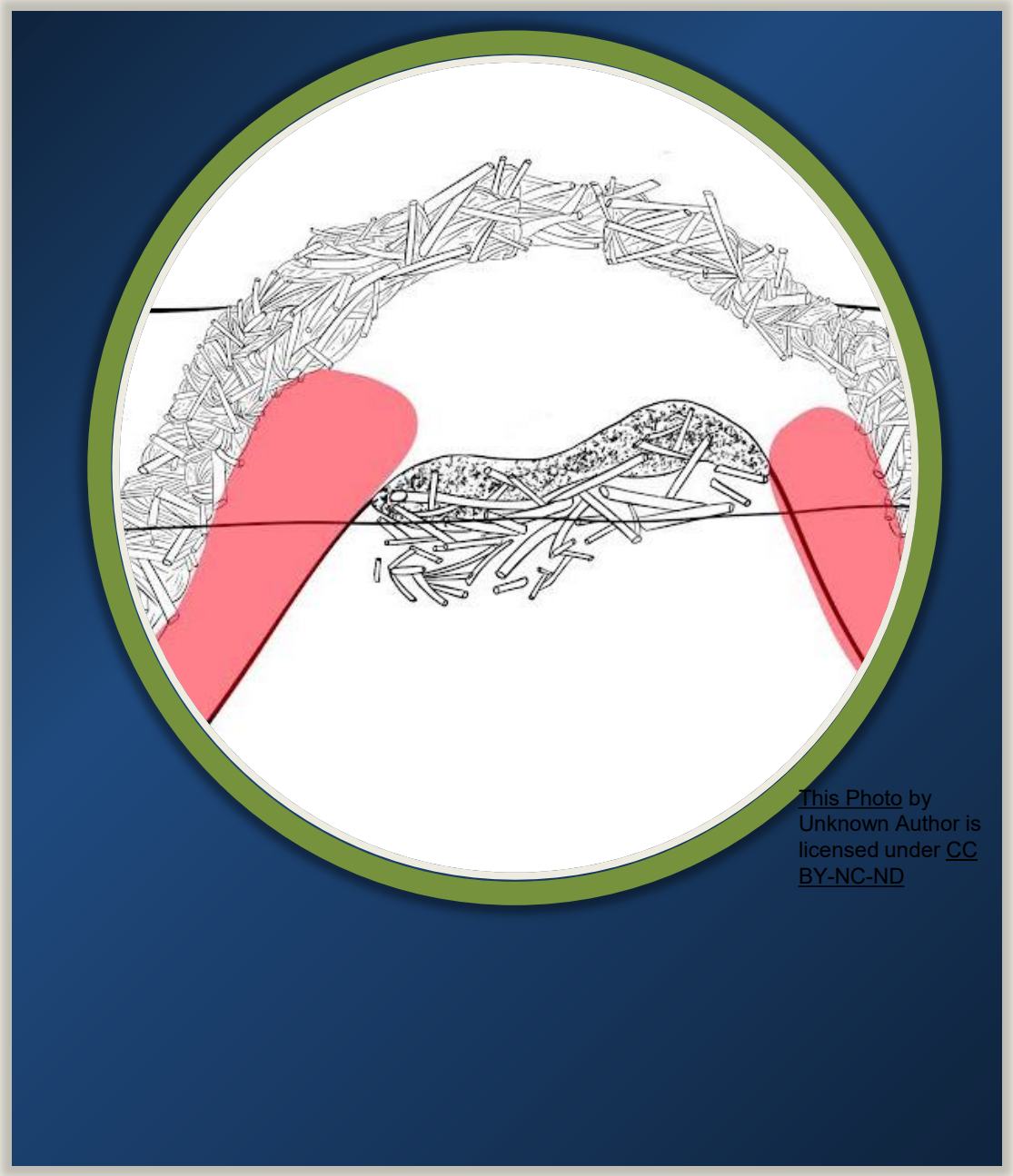

This Photo by Unknown Author is licensed under CC BY-NC-ND

Eating and Drying Area

- The first level area inside a lodge.
- Food storage areas, consisting of tree bark, aquatic plants, grasses and sedges.
- The floor is muddy and beavers push sticks and branches into the mud so it will stay and be kept cold 9refrigerated) during the winter.
- Floor is covered with vegetation.
- Area for drip drying; often beavers will eat food while drying.

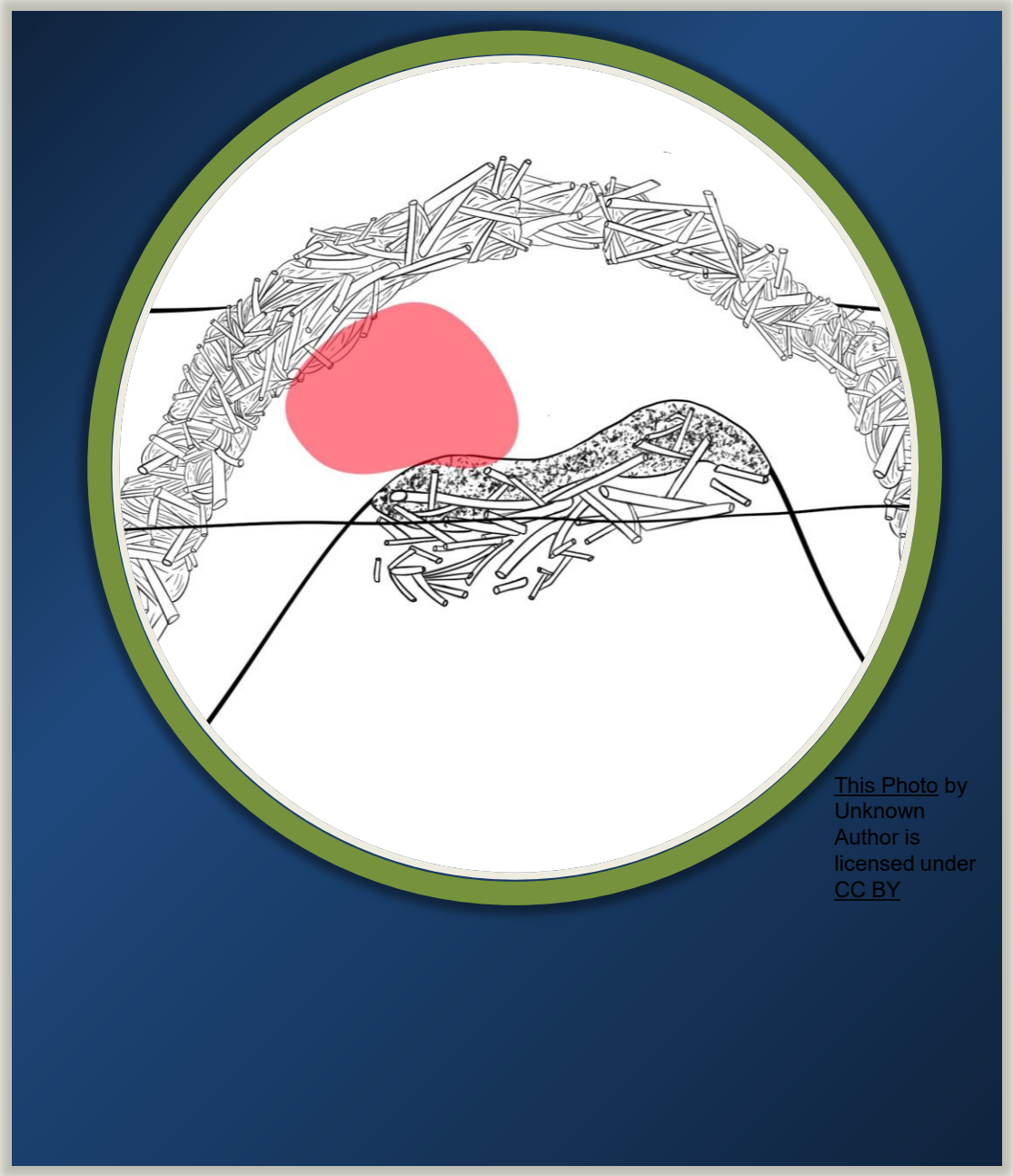

This Photo by Unknown Author is licensed under CC BY

Nesting or Sleeping area

- Raised higher for protection from rising water.
- The primary living space in the lodge.
- A dry chamber insulated with shredded wood and grass for warmth and comfort.
- Safe place to sleep and raise their babies.
- Protection area from predators.

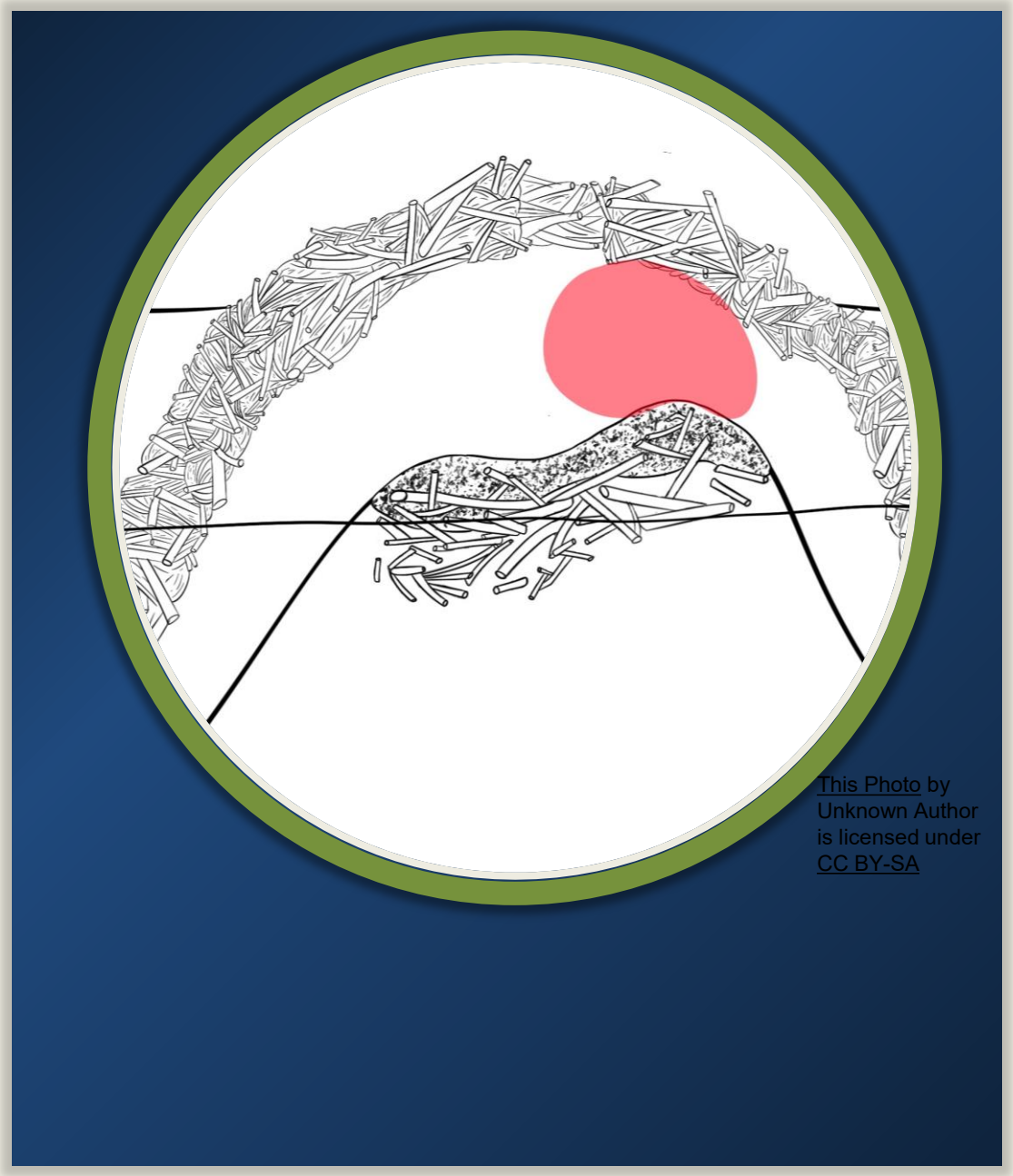

This Photo by Unknown Author is licensed under CC BY-SA

Open Area at Top

- The air vent allows fresh air to enter and carbon dioxide to escape
- The air hole can be difficult to find, but is generally right at the top of the lodge
- It is often partially covered by branches
- In cold weather you can sometimes see steam escaping the air vent from the warm air that the Beavers make
- The air vent can double as another escape route from predators
- Can help cool the lodge in hot weather

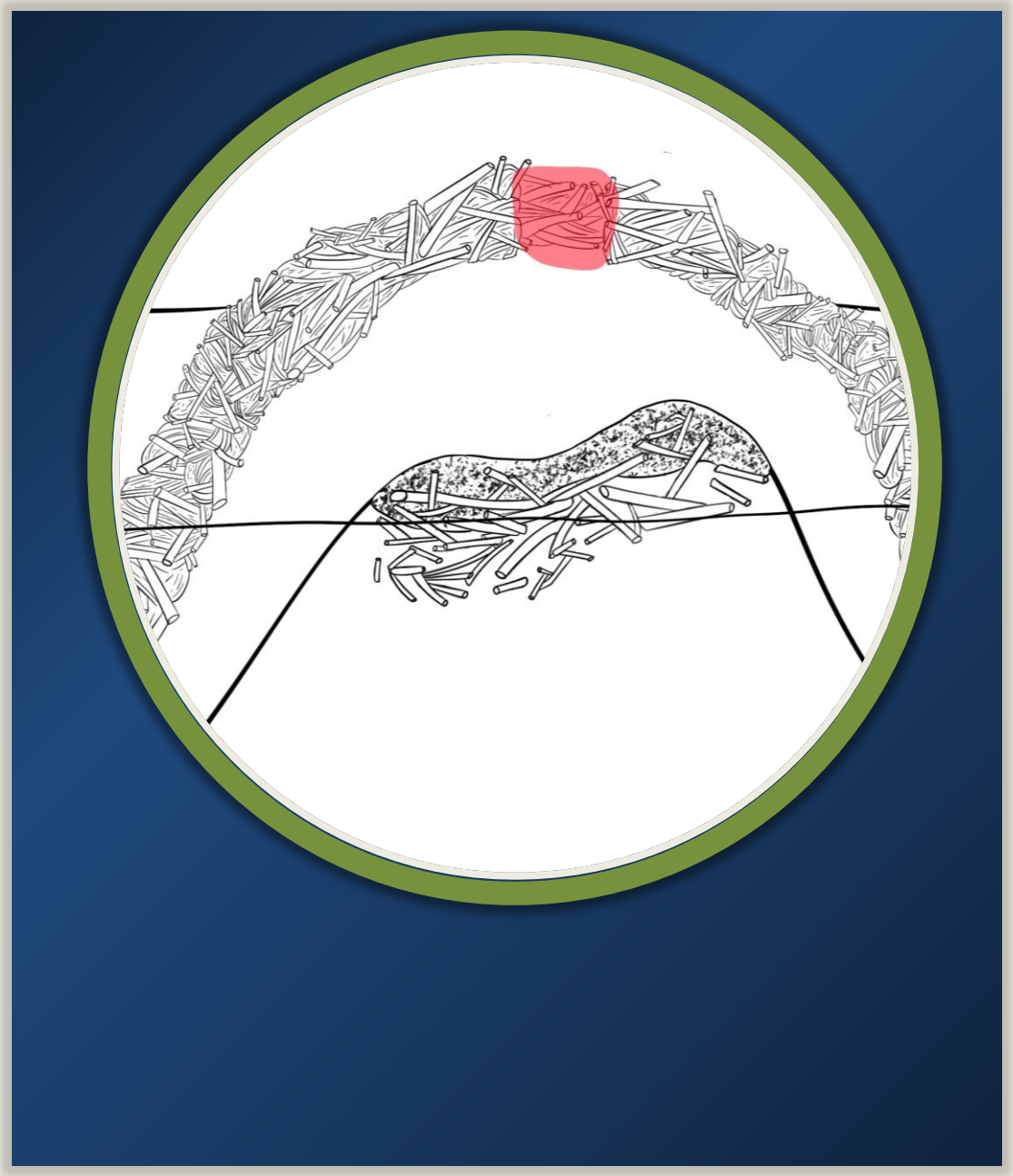

Food Storage

- Beavers store food outside of their lodges in a cache.
- ‚A cache is a pile of branches and sticks pushed into the mud on the bottom of a pond.
- Beavers create caches in the fall to prepare for winter when food is scarce and they can't access as many plants

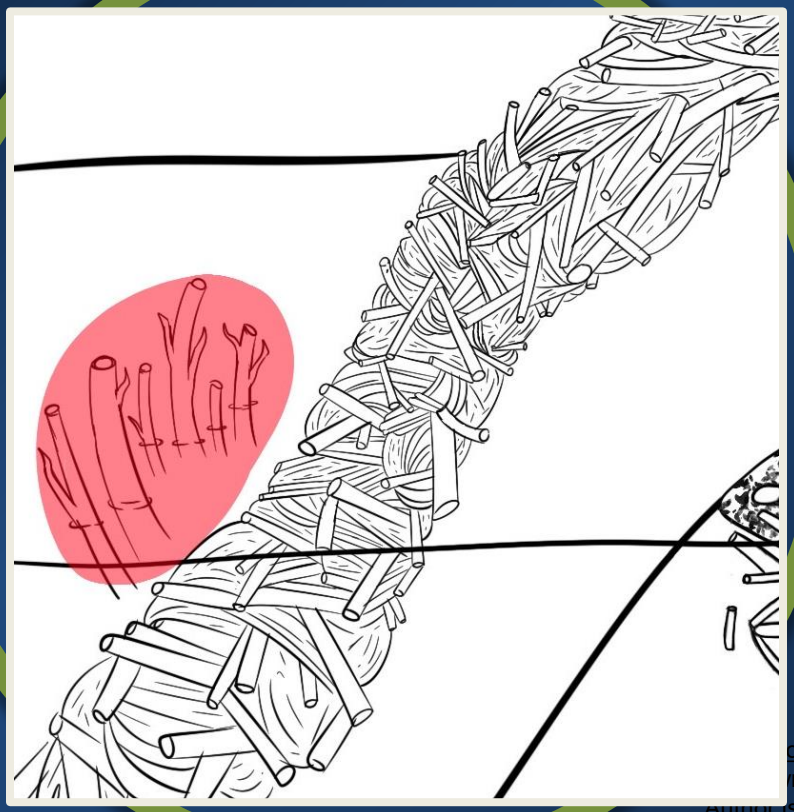

oto by
n
Author is
licensed under
CC BY-SA



For other information

Other Resources

https://www.youtube.com/watch?v=9qy0Ns0OWAM

https://www.youtube.com/watch?v=iyNA62FrKCE

https://www.youtube.com/watch?v=JZtQEjqfGyk

https://www.youtube.com/watch?v=4nm8VY_I8Wo

Vocabulary Words-Beaver Lodge

- Foundation: The part of the house slightly below or on the ground
- Dam: A structure built by beavers to block or slow water
- Pond: A body of water created by beavers to maintain a steady depth of water
- Underwater entrance: The entry part of the beaver lodge that starts underwater and end inside the dry lodge.
- Lodge: The Beaver's house
- Living chambers: The inside, above water areas of the beaver lodge
- Ventilation hole: The hole that allows the exchange of air and gases
- Cache: Storage area for future use
- Insulation: Material used to provide warmth.

Ending slide